



PAND

**BI-FOLD
DOOR
HARDWARE**

from



CREATE PERFECT PANORAMIC VIEWS

The Pano bi-fold door system is a fantastic new product that has been brought to the market. This bottom rolling system has numerous benefits that'll enhance the final aesthetic of your bi-fold doors whilst being simple, easy to install, and practical.

The main benefit of the Pano system is that the weight of the doors and frame are supported via the cill. This means that there's no requirement to fix in to the lintel to hold the weight of the doors, which can ultimately lead to sagging and the need for adjustment. This can be a common issue with top hung bi-fold door systems, so is certainly worth bearing in mind when deciding on which bi-fold door system to use for your project.

Corrosion resistance is another major benefit of this product. Manufactured from Aluminium each component uses a nylon washer to avoid any possible cross contamination from the moving parts, meaning no two metal components come into contact. The Pano bifold system has been designed to perform in extreme conditions where corrosion is common and aggressive, therefore it functions brilliantly in any environment.



COMPONENTS.

Part No.	DESCRIPTION
PANBOT-BL/SS/G	Pano Bottom Roller (Black, Silver or Gold)
PANBUT-BL/SS/G	Pano 1 Butt Hinge (Black, Silver or Gold)
PANFB-BL/SS/G	Pano 200mm Flush Bolt (Black, Silver or Gold)
PANHH-BL/SS/G	Pano Hinge Handle (Black, Silver or Gold)
PANO-BRLH-BL/SS/G	Pano Bottom End Roller - Left Hand (Black, Silver or Gold)
PANO-BRRH-BL/SS/G	Pano Bottom End Roller - Right Hand (Black, Silver or Gold)
PANTGLH-BL/SS/G	Pano End Top Guide - Left Hand (Black, Silver or Gold)
PANTGRH-BL/SS/G	Pano End Top Guide - Right Hand (Black, Silver or Gold)
PANTOP-BL/SS/G	Pano Top Guide (Black, Silver or Gold)
VTBOT1.8S or VEBOT1.8S	Bottom 1.8m 'T' Track or Bottom 1.8m 'E' Track
VTCH1.8P	1.8m PPA Top Channel



BLACK



SILVER



GOLD




WHITE

SPECIAL ORDER

Manufactured from Aluminium each component uses a nylon washer to avoid any possible cross contamination from the moving parts, meaning no two metal components come into contact.

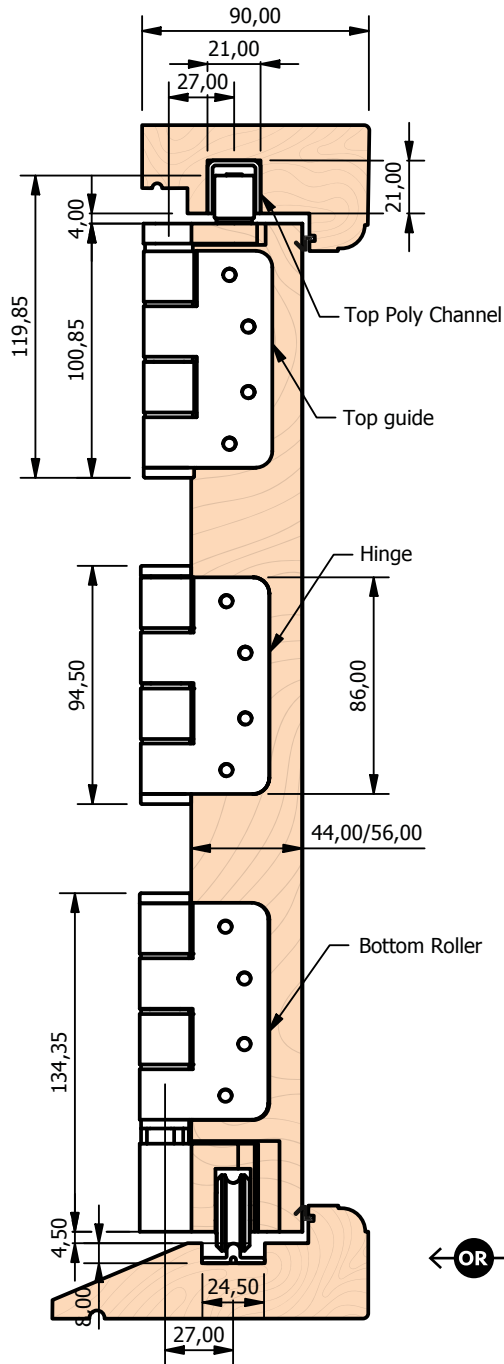
- A** Pano Butt Hinge
- B** Pano Top Guide
- C** Pano Bottom Roller
- D** Pano Hinge Handle
- E** Pano Flush Bolt
- F** Pano Bottom End Roller
- G** Pano End Top Guide
- H** Bottom 'T' Track
- I** Bottom 'E' Track
- J** Bottom 'P' Track
- K** Top Channel



FEATURES.

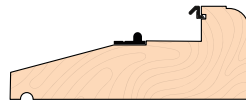
- Standard Head & Cill sections.
- All Tracks rollers and guides in line and hidden from view.
- 2 bottom track options.
- 'E' track that is suitable for recessing the track flush with cill.
- 'T' Track that is suitable to be fixed directly on top of the cill and can even be put on the a bevelled cill.
- All the weight of system is directed to floor via the bottom roller so no need for heavy duty fixings to be applied to head section carrying the weight of the doors.
- Height adjustment on bottom roller
- Simple to manufacture and install
- 4 finishes Silver, Black, Gold and White (special order)
- Fantastic corrosion resistance due to being manufactured out of aluminium with nylon washers, no two bits of metal contact each other
- Bottom roller that will be hidden (rebated) from a 44mm thick doors upwards

SECTION DRAWINGS.

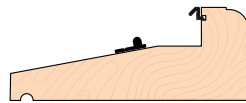


Section Through Door at Roller and Guide
Cill with 'T' Track option

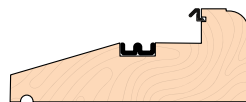
Cill with 'P' Track option



Cill with 'P' Track option (on slope)



Cill with 'E' Track option



← OR →

Cill with 'T' Track option (on slope)

